

Take Off

with English

Workbook

with Audio



Frances Treloar • Steve Thompson

Bishkek
2025

Walk through

Take Off with English makes it easy for language learners to achieve a solid foundation in English and for teachers to measure their pupils' progress. It prepares learners for success in today's world by teaching them skills such as global awareness, critical thinking and collaboration.

Take Off with English 4 and *5* are perfect for all primary English classes but also fully develop learners' communication skills for the Cambridge English: Starters test syllabus.

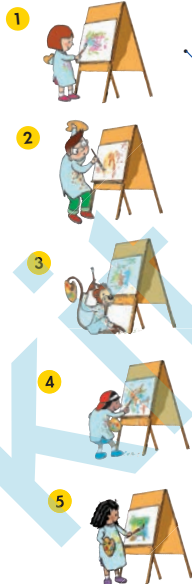
The full-colour Workbook provides practice of all vocabulary and grammar taught in the Pupil's Book, and allows further opportunity to develop the four skills of reading, writing, listening and speaking.

Each Workbook comes with a Workbook Audio CD for learners to use at home. MP3s of the audio are also found on the Teacher's website. There are also selected audio scripts at the back of the book.



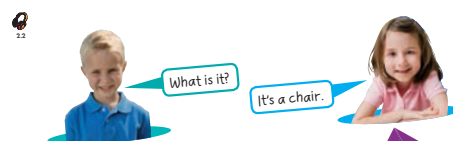

Unit 2 In the classroom

1. Listen and draw lines.



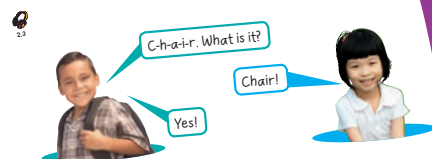
12

2. Ask and answer.



3. Spell the words.

tree	desk	board	cupboard
cat	computer	chair	bookcase



13

Speaking activities can be done in class or adapted for homework.

The *Extra!* section at the end of every unit of the Workbook reviews language taught in the Pupil's Book while providing extension. It also develops 21st century skills such as communication, critical thinking, collaboration and creativity.

Simple pronunciation activities in the Workbook introduce learners to the sounds of English and help build confidence.

Hands-on activities are included to promote creativity.

The two revision units consolidate learning and prepare learners for assessments in a fun and communicative way.

Unit 2 Extra!

1. Look, listen and repeat.

Say it!

1 desk door desk
2 teacher two teacher ten
3 desk door teacher ten
4 door two desk ten

2. Count in your classroom.

In my classroom

1 teacher
desks
chairs
boys
computers
bookcases
monkeys
girls
boards
doors
cupboards

3. Draw your desk and your chair.

My chair

My desk

Vocabulary from the unit is reviewed in interesting and challenging ways to make learners think.

Revision unit 1

1. Listen and write the numbers.

1. 3 2. 4 3. 5 4. 6
5. 7 6. 8 7. 9 8. 10

2. Listen, draw and colour.

3. Number the pictures in any way you like.

4. Ask and answer about exercise 3. Write your friend's answers.

What is number one?
It's a hand.

1. _____ 2. _____
3. _____ 4. _____
5. _____ 6. _____
7. _____ 8. _____

Contents

Unit	Page	Vocabulary
1 What's your name?	6	Animals: cat, monkey, parrot People: boy, friend, girl, pupil, teacher Numbers: 1-10 Other: Hello!, Hi!, line, stick, tree
2 In the classroom	12	Classroom objects: board, bookcase, chair, classroom, computer, cupboard, desk, door, floor Colours: blue, red, yellow
3 This is my face	18	Parts of the body: arm, body, ear, eye, face, feet, foot, hair, hand, head, leg, mouth, nose, toes Colours: black, green
4 My house	24	Rooms in a house: bathroom, bedroom, dining room, hall, kitchen, living room Furniture: armchair, bed, sofa, table Things in a house: bath, clock, lamp, mat, mirror, window Other: flat
5 He's got two wings	30	Adjectives of size: big, long, short, small, tall, thin Parts of a bird: beak, tail, wing Other: alien
6 I've got a big family	36	Members of a family: baby, brother, dad, family, father, grandfather, grandmother, mother, mum, sister Animals: pet
Revision unit 1	42	Review of <i>is/are, has/have got, what is? and where is? This is / these are</i>
7 What's she got in her bag?	46	Stationery: bag, book, pen, pencil, pencil case, rubber, ruler
8 There are sheep in the playground	52	Farm animals: chicken, cow, duck, goat, horse, sheep Colours: orange Other: field, gate, on, playground, wall
9 Walk! Hop! Jump! Run!	58	Common verbs: be quiet, cross, hop, jump, look, pick up, play, ride, run, sit down, stand up, stop, throw, touch, walk, wear Transport: bike, street Toys: ball, football Other: helmet, lights
10 May's birthday party	64	People: children, people, women Fruit: apple, banana, grape, mango, orange, pineapple Food: bread, burger, chicken, chips, fruit, fruit salad, ice cream, rice Drinks: juice, water Other: behind, between, box, next to, under
11 This train and that plane	70	Transport: boat, bus, car, helicopter, motorbike, plane, train Common adjectives: clean, dirty, new, old Toys: toy
12 Who's got a question?	76	Animals: dog Other: garden
Revision unit 2	82	Review of <i>there is/there are; has got/have got, instructions; Wh- question words</i>

	Grammar and structures	Functions	Extra!
	Present simple to be: I'm, you're, he's/she's/it's, we're, they're	Greeting people Introducing yourself Asking questions about people	Vocabulary review puzzle <i>p</i> and <i>b</i> sounds
	<i>What is it? It's a (desk).</i> <i>Is it a (computer)? Yes, it is; No, it isn't.</i> <i>It is not (red); It isn't (red).</i>	Asking <i>What?</i> questions Making positive and negative statements	Classroom objects review <i>d</i> and <i>t</i> sounds
	this and these: <i>This is my (head).</i> <i>These are my (toes).</i> Possessive adjectives: my, your, her, his	Describing yourself and others Identifying parts of the body	Parts of the body review <i>h</i> and <i>f</i> sounds
	Where is Sam? He is in the (dining room).	Describing your house Asking <i>Where?</i> questions	Furniture game Short <i>a</i> sound
	has got, have got: <i>She has got (black hair).</i> <i>You have got (two arms).</i>	Describing animals Saying what size things are	Adjectives crossword Short <i>i</i> sound
	Have you got a (big family)? Yes, I have; No, I have not/haven't. Has she got a (sister)? Yes, she has; No, she has not/ hasn't.	Talking about your family and asking about other people's families	Family vocabulary puzzle <i>f</i> and <i>th</i> sounds
	What has she got? What have they got? a, some, any and lots: <i>I have got some (books).</i> <i>I haven't got any (books).</i> Who has got my (ruler)?	Asking what someone has got Asking who has got something	Stationery game <i>r</i> sound
	There is and There are; There isn't and There aren't: <i>There is a (playground).</i> <i>There aren't any (chickens).</i>	Describing what you see	Farm animal game <i>k</i> sound (words with the letter <i>c</i> as in cat)
	Jump! Run! Don't jump! Don't run!	Telling people to do things Telling people not to do things	Common verbs puzzle Short <i>u</i> sound
	Is there any (fruit salad)? Yes, there is./ No there isn't. Are there any (grapes)? Yes, there are./No there aren't. Irregular plurals: children, women How many (burgers) are there?	Asking if there is any Asking how much or how many Saying where something is	Food anagrams <i>ch</i> sound
	this and that: <i>This toy is in my hand.</i> <i>That toy is next to Bill.</i>	Saying what this is and what that is Describing vehicles	Common adjectives game <i>th</i> sound
	Which? Review of <i>Wh</i> -question words: <i>How many, what, what colour, where, who</i> Possessive pronouns: yours, theirs, mine	Asking questions	<i>Wh</i> -questions word search <i>Wh</i> - and <i>h</i> sounds

What's your name?

1. Read and draw lines.



1.1

Hello. I am Mr Lee.

Hello. I am Bill.

Hi! My name is Sam.



Hello. I'm Sue.

Hello. I'm Max.

Hi! My name's May.

Hi! I'm Pex.

2. Talk about you.



1.2



Hello. My name is Ann.



3. Listen and tick (✓).

1.3

1



Sam ☐



Mr Lee ☒



Max ☒

2



May ☐



Mr Lee ☐



Pex ☐

3



Bill ☐



Sue ☐



Sam ☐

4



Bill ☐



Pex ☐



Mr Lee ☐

4. Count and write.

cat
pupil

cat
stick

monkey
tree

parrot
teacher

parrot
~~teacher~~

1




two teachers


2




3




6



7



8



5. Point, ask and answer.



One teacher?

No. Two teachers.



6. Write the numbers.

4




5






f o u r








9



10












7. Write *he, she, it, we* or *they*.



He is a boy.



_____ is a cat.



_____ is a teacher.



_____ is a girl.



_____ are trees.



_____ are friends.

8. Read and write the words. Listen and check.

Pex	Hi	My	your
I'm	monkey	name	Hello



Hello _____

_____ !

What's _____ name?

_____ Max. What's your _____ ?

_____ name is _____. I'm a parrot.

I'm a _____ .



Unit

1

Extra!

1. Spell the words. Number the pictures.

1. reet tree

2. kennyom _____

3. ybo _____

4. act _____

5. rignl _____

6. ratpor _____



2. Listen and repeat.

Say it!

1. Pex



2. parrot



3. pupils



4. Bill



5. boy





1. Listen and draw lines.

2.1

1



2



3




4



5



What is it?



2. Ask and answer.

1



2



3



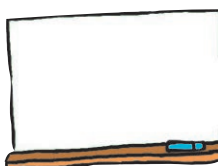
4



5



6



7



8



2.2



What is it?

It's a chair.



3. Spell the words.

tree
cat

desk
computer

board
chair

cupboard
bookcase



2.3



C-h-a-i-r. What is it?

Yes!


Chair!



4. Write the words.

chair desk computer bookcase ~~board~~ floor

1




a board

2



a _____

3



a _____

4



a _____

5



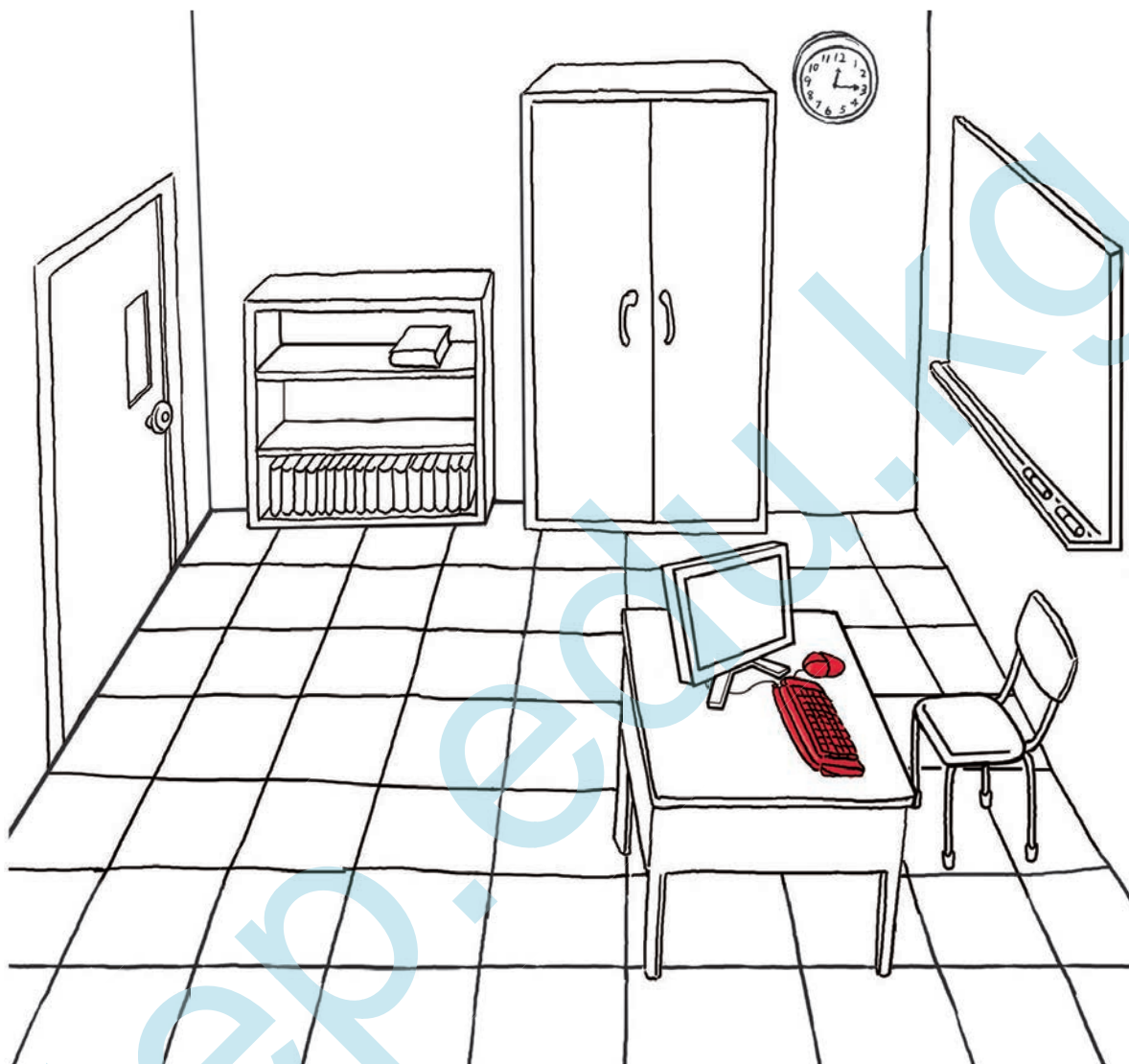
a _____

6



a _____

5. Read and colour.




1. The computer is red.
3. The bookcase is blue.
5. The desk is blue.
7. The chair is red.

2. The door is red.
4. The cupboard is yellow.
6. The board is yellow.
8. The floor is yellow and blue.

6. Write *Yes, it is* or *No, it isn't*.


1



Is it a cupboard?

Yes, it is.

2



Is it a floor?

3



Is it a desk?

4



Is it a bookcase?

7. Write the colours.

1



a blue door

2



a _____ computer

3



a _____ and _____ cupboard

4



a _____ chair



Unit 2 Extra!



1. Look, listen and repeat.



1



desk



door



desk

2



teacher

2

two



teacher

10

ten

3



desk



door



teacher

10

ten

4



door

2

two



desk

10

ten

2. Count in your classroom.

In my classroom

1 teacher

 desks

 chairs

 boys

 computers

 bookcases

 monkeys

 girls

 boards

 doors

 cupboards

3. Draw your desk and your chair.



My chair



My desk

This is my face



1. Listen and write the numbers.

3.1


☐

☐

☐

☐

☐

☐


2. Listen and tick (✓) the correct box.

3.2

1


☒

☐

2


☐

☐

3


☐

☐

4


☐

☐

3. Complete with *This is* or *These are*. Then draw lines.

This is her head.

_____ her eyes.

_____ her nose.

_____ her hair.

_____ her mouth.

_____ face.

_____ her toes.



4. Write *a* or *an*. Then draw lines.

1. a head •

3. _____ eye •

5. _____ ear •

7. _____ hand •

9. _____ leg •

2. _____ nose

4. _____ mouth

6. _____ body

8. _____ arm


10. _____ foot



5. Circle *his* or *her*.



1. This is *her* / *his* foot.



2. These are *her* / *his* hands.



3. This is *her* / *his* hair.



4. These are *her* / *his* arms.



5. These are *her* / *his* eyes.



6. This is *her* / *his* mouth.

6. Look at the picture. Read and draw lines.



- | | | |
|------------------------------|---|------------------------------|
| 1. What colour is his face? | • | • It is red. |
| 2. What colour is his hand? | • | • They are yellow. |
| 3. What colour are his ears? | • | • It is yellow and black. |
| 4. What colour are his arms? | • | • It is blue. |
| 5. What colour is his body? | • | • They are yellow and green. |
| 6. What colour is his nose? | • | • It is blue. |
| 7. What colour are his legs? | • | • They are green. |
| 8. What colour are his feet? | • | • They are red. |

7. Write *his*, *her* or *my*.

1



This is his leg.

2

This is _____ body.



3

This is _____ nose.



4

This is _____ hair.



5

These are _____ arms.




6

These are _____ eyes.



1. Draw lines and write the words.



body arm ear foot ~~face~~ hand

1. face 2. _____
3. _____ 4. _____
5. _____ 6. _____



2. Listen and repeat.

Say it!



1. head 2. hand 3. hair 4. face 5. foot 6. feet